




•

•

•

•

(DGI)



:

(11-93)

<

.

:

.

-

.

-

:

: 1962

.

: 1965

. IRG ITS:


: 1969

. (TVGP)

: 1971

. (BIC)

1982



ANSEJ " "

(T.V.G.P)

1992

(T.G.U.P.S)

(BIS)

.T.V.A

.IBS IRG

BNC

-

.

.

:

:

1991

IRG

.

IBS

TVA

:

IRG :

-

:

. BIC ❖

. BNC ❖

. IRCDC ❖

. ❖

. ICR ❖


. ITS ❖

"

"

. IRG

.



IBS :

|

IBS

. 30

V.F :

280

:

.

V F

.20 96

TPA

1996

(TAIC)

(TANC)

33

.

2 (TPA)

(TPA)

.(TVA)

TVA

/(TVGP)

. (TGUPS)

TVA

(TVGP)

.

/

.

:

: F.T

2000

265 248

42

: TIC

:

:


. 1997 56

:

:

. 500 ← 275 : ()

6000 ← 1000 : ()



:

:

.

:


.

.

:

.

.



.

.

.

.

.

.

24

. 2.5

:

· ❖
· ❖
:

·
—

·
:

1985/01/01

·
:

:

.

:

:

:

.

.

:

:


TVA

.

1989 :

1989

.



:

. (2003-2005)

16

1996 24 14-96

4000 000

.

2003

:


2003

31

:01

					%		
1503557.64	588766.72	9666372063	3	16418	12.29	6429	
1786325.94	474127.63	12175597624	4	25680	13.01	6816	
1801970.89	421127.87	2726381846	4	6474	2.98	1513	
21903555.91	549349.71	170847761	4	311	0.15	78	
2045846.48	544538.99	49509484776	4	9092	4.62	2420	
1215750.05	427029.27	667446753	3	1563	1.08	549	
1823981.57	473095.22	151390470	4	320	0.16	83	
1131199.90	444217.28	1277124689	3	2875	2.15	1129	
1648653.80	655556.78	5502549251	3	83937	63.70	33376	
1656930.87	591883.68	86811578933	3	146670	100	52393	

ANSEJ



:

:

% 23.96

-

% 22.61

% 20

% 0.15 % 0.14

03

% 23

.

.


()

.

ANSEJ : 02

2003

	IRG	TF	TAP	VF	IBS	TVA		
465573.4	7	855	178905	14876	36.270	4424.821	2159	
250670	0	181	13052	1611	4473	231353	1945	
218851	0	38	10.245	699	10239	197630	2108	
423524	460	0	34368	4957	14801	368.938	1583	
6.681.491	962	142	4346994	122806	9.882	2200.703	4.024	
167.430	0	267	14.779	2120	12994	137270	3.068	
115.261	325	470	9503	534	2384	102045	1.187	
229.904	55	233	17.180	4319	31700	176.417	3.065	
52282	0	0	9.801	521	1432	40.528	461	
12795147	1.809	2.186	4.634.827	152.443	124.177	7879.705	19600	



:

-

.

TF

-

.

-

.

2004 :

: 03

. 2004/12/31

					%		
174286.80	69733763	20897814125	3	29668	20.26	11967	
1915910.24	92723826	18593908909	2	20053	16.43	9705	
1474046.43	52280809	21899907876	3	41889	25.15	14857	
1643766.27	64201401	12438379339	3	19374	12.81	7567	
1807967.87	48646400	1448548582	4	29374	13.56	8012	
2194895.49	58995990	6139122682	4	10406	4.74	2797	
1274435.70	46462655	16159511334	3	3478	2.31	1900	
1274435.70	46462655	1615971134	3	3479	2.31	1367	
1274435.70	45186309	887007250	3	1963	1.18	696	
2972947.01	75074419	297294701	4	396	0.17	100	
2441843.88	58057827	249068676	4	429	0.17	102	
1715059.32	611618.89	10130855376161	3	165640	100	59070	

ANSEJ :

:


-


2004

:04

	IRG	TF	TAP	VF	IBS	TVA		
640300	0	1014	112430	19328	32531	498091	2046	
551371	154	707	35601	3845	12973	196486	1583	
217696	0	86	8799	1665	10660	209487	1536	
229330	0	0	7985	936	10922	485962	3342	
236417	0	186	23480	1470	10170	201111	2435	
197914	351	281	14578	1028	7564	174112	1508	
25	799	26950	26950	7288	31278	173636	2574	
115332	1	0	17110	724	3861	93636	970	
294404226570	711	3224	246933	39189	119959	2539388	17774	

:





: 2005

:

. 2005/12/31

: 05

277331	
69633	

:

,

-

.2004-2003

(

)

:

: 06

. 2005/12/31

				%		
1754253	700697	3	30048	17.24	12002	
1978978	962056	2	21.173	14.78	10293	
1669393	599031	3	53.546	27.59	19214	
1839719	717005	3	22.818	12.77	8893	
1908481	528699	4	36.816	14.65	10199	
2338014	5733740	4	12.957	5.05	3516	
1258713	501913	3	416.3	2.38	1660	
2338014	573394	4	10.451	3.68	2563	
1437430	514013	3	2707	1.39	968	
4497933	1046328	4	702	0.24	164	
3528648	768758	5	739	0.23	161	
1857544	659517	3	196123	100	69633	

ANSEJ :

:

:

-

.

-

.

-

.

% 27

-

% 18

.

% 0.37 % 0.35

. () : 07

1654542.42	82311830970	588904.93	3	146670	52393	2003
1715059.32	101308553761	61161.89	3	165640	59070	2004
1857544	129346362088	659517	3	196123	69633	2005

. ANSEJ :

:

:

200420052003-10.56320056677

.

2004-200531897030483

. 03 -

-

2005 2004

.

:

:

1962

1992 – 1962

1992

. 2008 – 2004

: (1991 – 1962) :

1991 – 1962

.

:

1988

:

1998

: 08

-	% 55	
% 5.5 -	% 49.5	
% 17 -	% 38	
% 15 -	% 40	
% 21 -	% 34	
% 20 -	% 35	
% 09 -	% 46	

. () :

:

.

:

:

1992

1962

:

:



1988

1988

.

1989

-

.

:

1975

.

)

1989

-

.

(BIC

1977

-

(206)

.

:



1991 – 1962

:

.

–

.

–

: 1992

:

.

:

:

.

2004 – 1997

:09

. (10)

2004	2003	2002	2001	2000	1999	1998	1997	
489.901	444.5	362.40	343.77	342.56	312.79	284.94	241.99	
35	34.6	33.48	38.03	49.55	35.40	35.94	41.86	%
916.400	480.6	720.01	560.12	348.72	570.76	507.83	336.14	
65	65.4	66.52	61.97	50.45	64.60	64.06	58.14	%
1506.301	1385.1	1182.41	1003.89	791.28	983.55	852.77	678.13	

– 1993

:

. 2001

:

:

1999 – 1993 : 10

2001	2000	1999	1998	1997	1996	1995	
18.65	19.33	20.51	20.43	22.02	18.95	16.27	

– 1995 :
 . 2001
 :

% 27 % 24 % 20
1992

:

.

.

.

.

.

.

:

:

: 2003 – 1997 : 11

. (10)

2003	2002	2001	2000	1999	1998	1997	
362.41	343.77	342.56	312.79	284.94	241.99	169.54	(1)
425.84	380.1	344.5	334.6	295.7	236.5	143.2	(2)
85.10	90.44	99.44	93.48	96.36	102.32	118.39	% 2/1

– 1997 :

. 2003

:

:

% 100 : 1998 – 1997

.

% 100 : 2003 – 1999 -

.

:

2001

32 2002 33

68 2003

:

. (2006) % 30

. % 40

. 60

7 2

. % 17 %

(2003) % 3

. % 2

(2003) % 3

. % 2

.

:

2008 – 2004

:

.

:

:

.

:

.

:

.

:

.

:

.

. 1802616000000 2007

2006

. 1667920000000 :

